



The Temple, The Curse, and The Abyss

Deconstructing a Tale of Divine Intervention and Dark Fantasy

Descent into the Temple of Coffins

I lit a torch and stepped into the jaws of darkness.

The physical environment rapidly transitions from natural hazards to a constructed, vertical necropolis.

Waypoint 1
Initial Prayer



1

Waypoint 2
Map to the Witch
reveals golden runes



2

Waypoint 3
Underground River
& Deep Chasm

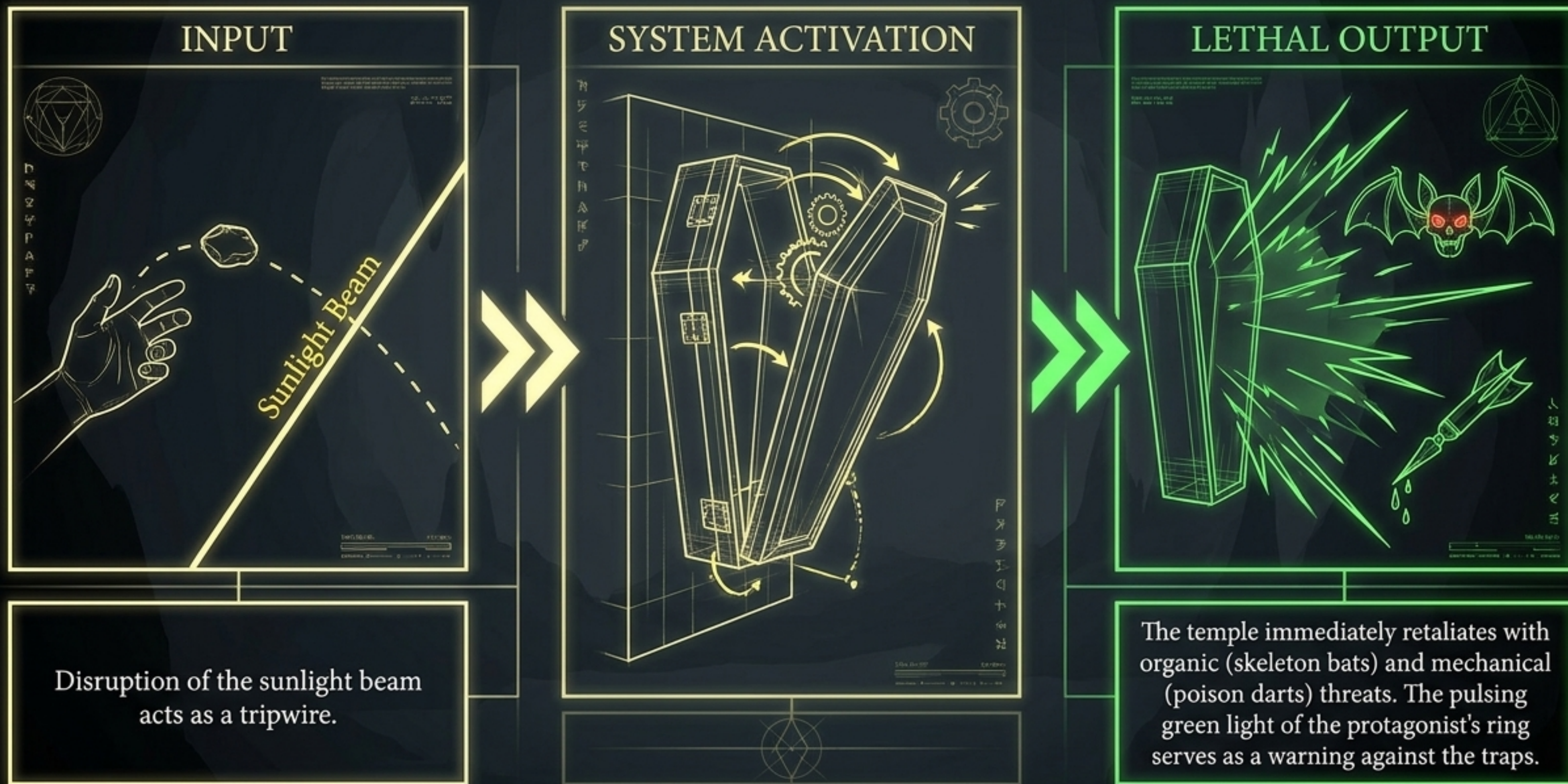


3

Waypoint 4
Arrival at the
Temple of Coffins

4

The Environmental Defense Mechanism



The Star-Eye Puzzle Logic

Placing the green ring into the carved knight's lock-like eye triggers the final click, commanding the coffin to open itself.



The key of the star-eye's glow illuminates the universe beyond.



Glowing green runes from the ring transfer to the golden map.




Incantation spoken aloud. Floor mark transforms from a Moon to a Star.



Coffin descends on chains from above, landing precisely in the center of the illuminated star.

Discovering the Cursed Vessel



Elisa lies in black, her veil moving only to the rhythm of her breath.

Moving the veil reveals the physical branding: a witch's mark on her chin.

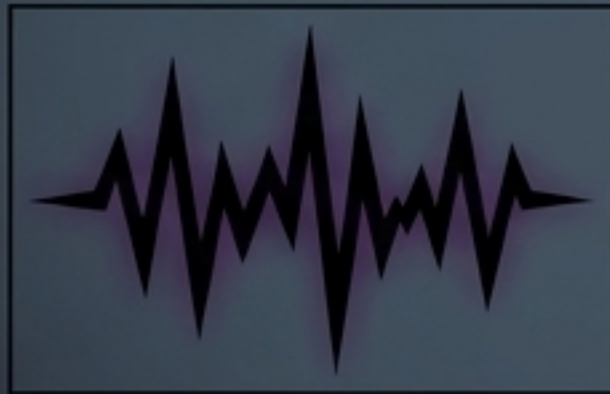
The calm shatters instantly as her eyes snap open—revealing entirely pitch-black voids.

Exorcism Through Divine Intervention


Demonic State



Pitch-Black
Voids



Aggressive
Hissing



Violent
Suffocation

**Deliver us
from evil!**

Purified State



Bright Green
Eyes Reappear



Hands Go Limp,
Tension Released



Grimace Turns
Into a Smile



The Environmental Transformation

**“Love is stronger than death;
deep waters cannot drown it.”**

The overwhelming presence of love and the Holy Spirit act as the true counter-spell.




Following a kiss, the dark cave environment entirely brightens.



Angels physically manifest in the illuminated space to praise God.

The Vision Shifts: The Summit of Gloom

The perspective tears away from the cave directly to the mountain peak.



The massive, hunched witch screams and rains spells down upon the vulnerable village below, entirely shrouded in black clouds and elemental darkness.

The Strike of Divine Retribution

The sky bursts open, instantly shattering the witch's gloom.

A giant, glowing white angel appears, armed not with a sword, but with a fiery iron chain.

The chain is hurled, wrapping the screaming witch in burning, inescapable bindings.



The Vertical Plunge into the Abyss

The spatial movement of the finale represents total cosmic subjugation—dragging the darkness from the highest atmospheric peak down into the subterranean depths of hell.

Airborne over the Sea

The angel lifts the burning witch high into the air.

The Abyss

Sucked down into the depths of the earth, plunging entirely into hell.

Mountain Peak

The sky bursts, the chain binds.

Sea-Level Whirlpool

Dropped into a massive, dark, churning vortex risen in the water.

The Duality Matrix: Light vs. Darkness

| | Divine Forces | Demonic Forces |
|-----------------------|---|---|
| Primary Agents | The Holy Spirit, Giant White Angel, Praising Angels. | The Massive Hunched Witch, The Possessed Elisa. |
| Magical Artifacts | Glowing Golden Runes, Pulsing Green Ring, Fiery Iron Chain. | Poison Darts, Skeleton Bats, The Witch's Mark. |
| Associated Aesthetics | Glowing white, radiant gold, neon green, brightened caves. | Pitch-black eyes, deep gloom, black clouds. |
| Ultimate Destination | Environmental illumination and celestial praise. | The dark whirlpool, hell, and the subterranean abyss. |

Synthesis: Love as the Ultimate Architecture



Every mechanical trap, physical descent, and magical confrontation in the narrative serves a single thematic purpose: proving that “Love is stronger than death.”

The divine light does not just defeat the witch; it fundamentally rewrites the environment. It turns a pitch-black tomb of coffins into a brightened hall of praise, and ensures that the deep waters of the abyss consume the darkness rather than drown the light.